

# gateway to the world

Your trusted guide to success



## The Virtual Classroom Exchange

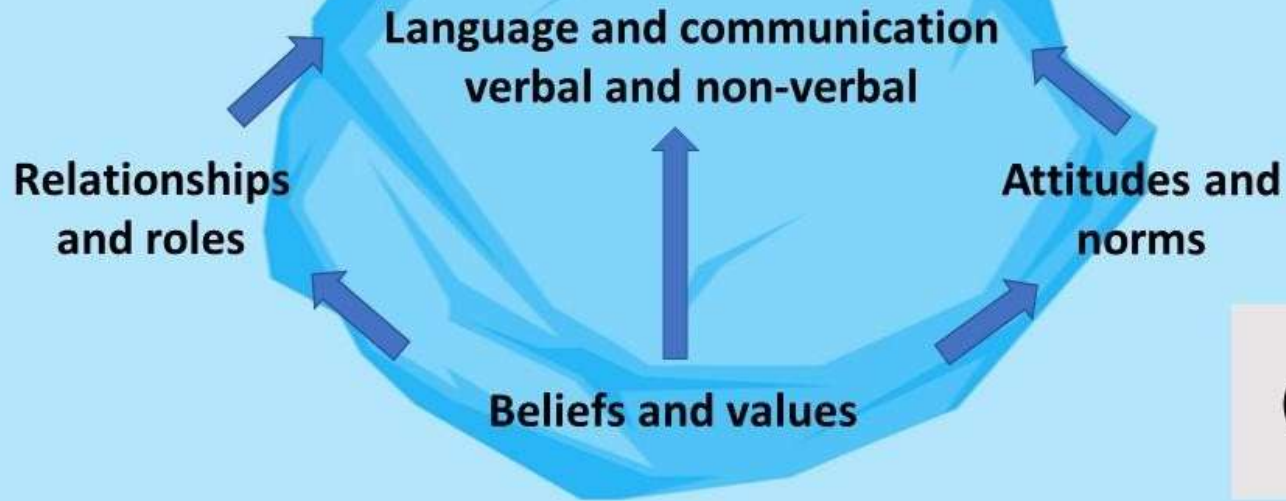




# Culture as an Iceberg

Surface culture/  
external  
(often material)  
top 10%

**Visible cultural expressions**  
e.g. Food - Clothing - Dance - Art - Music



Deep culture  
(often abstract)  
bottom 90%

**Cross-Cultural Awareness and Understanding**

**Developing a positive, open-minded attitude.**

**Critical and Creative thinking**



**Intercultural communication**



Connect your students to their peers around the globe and transform project work into a real intercultural experience.



powered by  
**Empatico.**

## Culture exchange



### Country estates in the UK

Country estates are big, (a) *expensive houses/houses expensive* with lots of rooms and (b) *big gardens/big gardens* for people to visit. Most of them are very (c) *old/modern* – some are over 500 years old! They are full of old furniture and beautiful paintings. Blenheim Palace in Oxfordshire is a (d) *building very important/very important building* in England. It is over 300 years old and was the home of former British Prime minister Winston Churchill. Chatsworth House is another example of a (e) *very old house/house very old*. It's from the 16<sup>th</sup> century! There are 30 rooms to visit, with amazing gardens and a farm.

Collaborative project 1 page 39

about yourself.  
Fully. You can ask the  
store if necessary.



Historical buildings in  
your country



Collaborative project 1

**Starting point**  
Look back at the Culture exchange text on page 39. Are there similar historical buildings in your country?

**Project task**  
Think of an important historical house or building in your country. Search for information about the house or building on the Internet so you can talk about it to a class of teenagers from another country. Prepare one of these:  
A poster C video message  
B presentation D information leaflet

**Research areas**

- when the house or building is and why it's important
- its age and any interesting facts about it
- what it looks like, its size and the different rooms inside
- the furniture and objects inside

**Think about ...**

**Digital skills**  
When you find a piece of information about a historical house that you want to use in your project, search for at least two other sources that confirm that information. Look for the information in English if you can.

**Intercultural awareness**  
Think about the information in your presentation that is possibly new or unusual for somebody not from your country. Check also for any words or expressions in your language that you find a bit difficult to translate. Then decide how to explain the information, words and expressions.

**Collaboration**  
When you work in a team, speak in English. Remember that making suggestions can help your team to improve the project.

**Useful language**  
Do you think it's a good idea to ...? How about ... + gerund?  
What about ... + gerund? Let's try and + infinitive?

**Academic skills**  
Facts about historical houses are sometimes quite long. It can be difficult to include everything. Find the main information and use it for your own text. Don't be afraid to use simple and direct structures when you write.

**Project time**  
Do the project. Then present it to the class.

**Evaluation**  
Give each project a mark from 1 to 5 (5 = very good) for:  
Content  Presentation  Design  Language



Exa

People today often spend a lot of time online, so they don't have much time for hobbies. According to a Digital 2019 study, we spend an average of six hours and 42 minutes online every day!

There are several reasons why it's important for us to ... off our smartphones and do more free-time activities.

One reason to do this is to improve our physical health, for example by ... sport or dancing. Hobbies can also be good for our mental health. ... they help us to relax and they reduce stress. Activities like drawing or playing a musical instrument help us to target our problems and think about other things. Having a hobby is also a good way for us to be sociable. We can ... out with friends at the weekend and do a hobby together. We ... photos or making. We can also spend time with family, doing ... like cooking or playing board ...

2 Read the text again. Choose the best word for each gap.

- |              |            |           |
|--------------|------------|-----------|
| 1 A. turn    | B. close   | C. hang   |
| 2 A. making  | B. doing   | C. going  |
| 3 A. because | B. or      | C. but    |
| 4 A. hung    | B. met     | C. walk   |
| 5 A. doing   | B. holding | C. taking |
| 6 A. matches | B. games   | C. play   |

3 ... Do you agree or disagree with the ideas in the text? Why/Why not? What hobbies are popular in your country?

4 ... Ask and answer these questions.  
Student A: Do you live in a house or a flat? What's your favourite room?  
Student B: Do you live in a small or a big house or flat? Which room do you spend the most time in?  
Student A: What are your favourite subjects at school?  
Student B: What do you normally do after school?

4 ... Now ask and answer these questions. Take notes on what your partner says.  
Student A: Tell me about a typical Monday at school for you.  
Student B: Tell me about your living room at home.

4 ... Tell the class about your partner's answer in 4b.  
On a typical Monday, Maria goes to school by bike ...



Exam success  
Listening and Writing page 112



Visit the dedicated page at:  
[macmillanenglish.com](https://www.macmillanenglish.com)

Then simply click on  
register my class!

### What is the Virtual Classroom Exchange?

It is a unique feature of the Gateway to the World course which enables teachers to connect their students online with other users of the course around the world, encouraging them to use English for a real communicative purpose in an authentic cultural exchange.

### What are the students going to learn?

The Virtual Classroom Exchange brings together learners from different cultures and backgrounds to promote teamwork, collaboration and foster intercultural awareness. Not only can the students research and present the projects, which are part of the course, to their own class but they will also have an opportunity to exchange them with their peers in a different school or country, using English as the communication.

### How does it work?

If you are using Gateway to the World with your students, you can register for the Virtual Classroom Exchange on our dedicated platform using the "Register My Class" button below. There you simply need to add details about your class, and you can begin your Virtual Classroom Exchange journey. Once registered click on the "By Program" button and you can begin sending invites to connecting to classes around the world.

Learners will need their Student Books to be able to use the platform and share their project outputs with their partner class.




Empatico.

REGISTER MY CLASS



You will be redirected to the Macmillan Education-Empatico Sign-Up page.

Read the useful information and click on the **“sign-up for free”** button.



macmillan  
education

**Empatico.**

Macmillan Education Virtual Classroom Exchange, powered by Empatico, allows teachers around the world to foster connections between their classes and students.

Sign Up for Free!


**How the Macmillan Education Virtual Classroom Exchange works**

Through a connection you set up with a teacher in another school, your students will be able to connect with classes from other locations, creating an environment to practise a new language in a meaningful and enjoyable way.

**Empatico.**

Next you need to create your account. You can do this with an existing google account or use a different email in the boxes below.

Please make sure to read the **privacy policy** before continuing.



The screenshot shows the Macmillan Education sign-up page. At the top right is the Macmillan Education logo. The main heading is "Create your free teacher account". Below this are three sign-up options: "Sign up with Google", "Sign up with Clever", and "Or sign up with email". The "Or sign up with email" option is selected. The form fields are: "Full name" (Mike Smith), "Email address" (mike.smith@school.com), "Password" (masked with dots), and "Birth year" (1989). There is a checkbox for "Send me occasional updates about Empatico" which is unchecked. At the bottom is a blue "Get started" button.



## Let's get started! Tell us about your class.

It'll only take a few minutes to sign up. We promise.

### Student ages

12-13 X ▾

### Class size

1-10  11-20  21-30  
 31-40  41-50  51+

Next

Empatico.

## What are some topics that matter to you and your class?

Knowing your class interests will help us better recommend activities and resources for your students and teachers. Choose between 3-5 topics.

Art/Music  Community Projects  
 Digital Communication  Global Goals  
 Language Learning  Leadership  Play/Games  
 Reading/Writing  Science/Math  
 Social Studies  Social-Emotional Skills

Prev Next



Enter the details of your students ages, class size and interests. This will help you match with classes with similar ages and interests!

## What is your school or organization name?

If your school/organization is not displaying on our list, please feel free to [add it here](#).

School/Organization

No Results.

Can't find your school or organization?  
[Add it now](#)

Prev **Next**

## Add your school or organization to our network

School/Organization name

Address

City

State/Province/Region

Cancel **Save**

Search for your school to pre-populate the details.

If you can't find it simple click **Add it now** and add the details of your institution.



Empatico.

## When virtually meeting with another classroom, which day(s) would work best for you?

Select all that apply. (You can always make updates if your schedule changes).

Mon  Tue  Wed  Thu  Fri  
 Sat  Sun

Prev Next

Select the days and times that best work for your class to meet! You can change these as often as you like using the **settings** function.

## When virtually meeting with another classroom, which day(s) would work best for you?

Select all that apply. (You can always make updates if your schedule changes).

Mon  Tue  Wed  Thu  Fri  
 Sat  Sun

Prev Next



## Knowing which general time blocks work for you will help us find shared availabilities between you and others.

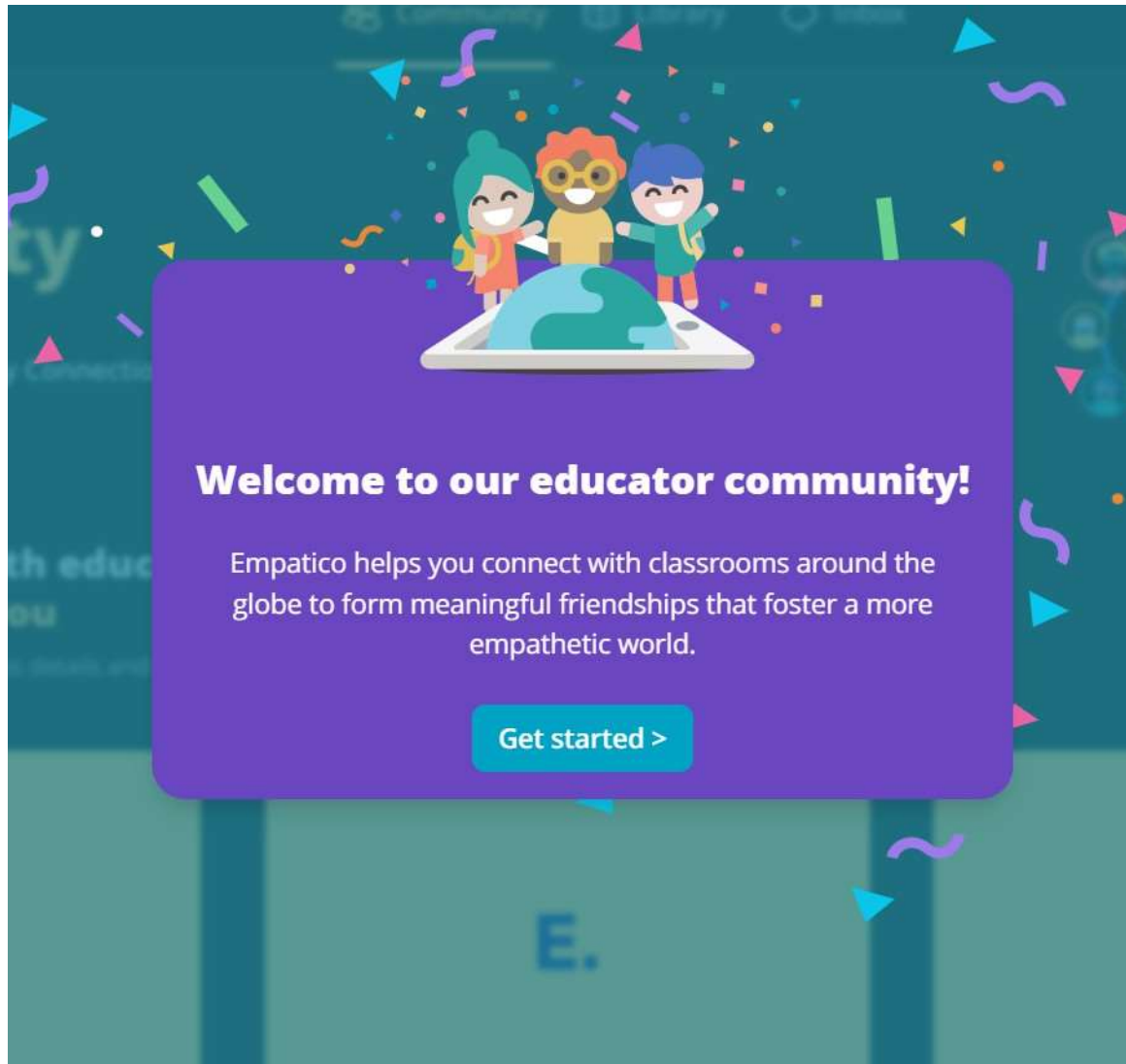
Select all that apply. (You can always make updates to these too).

<input type="checkbox"/> Early Morning 7am - 10am Mon Wed Thu	<input type="checkbox"/> Late Morning 10am - 12pm Mon Wed Thu
<input type="checkbox"/> Early Afternoon 12pm - 3pm Mon Wed Thu	<input type="checkbox"/> Late Afternoon After 3pm Mon Wed Thu

## Knowing which general time blocks work for you will help us find shared availabilities between you and others.

Select all that apply. (You can always make updates to these too).

<input checked="" type="checkbox"/> Early Morning 7am - 10am Mon Wed Thu	<input type="checkbox"/> Late Morning 10am - 12pm Mon Wed Thu
<input type="checkbox"/> Early Afternoon 12pm - 3pm Mon Wed Thu	<input checked="" type="checkbox"/> Late Afternoon After 3pm Mon Wed Thu

A graphic for the Empatico website. At the top, three diverse cartoon children (a girl with green hair, a boy with orange hair and glasses, and a boy with blue hair) stand on a globe. The background is dark teal with colorful confetti and streamers. A purple rounded rectangle contains the text: "Welcome to our educator community!" followed by "Empatico helps you connect with classrooms around the globe to form meaningful friendships that foster a more empathetic world." and a teal button that says "Get started >".

**Welcome to our educator community!**

Empatico helps you connect with classrooms around the globe to form meaningful friendships that foster a more empathetic world.

[Get started >](#)

**You're all set to start matching with teacher's around the world!**

The screenshot shows the Empatico website interface. At the top left is the Empatico logo. The navigation bar includes 'Community', 'Library', and 'Inbox'. The main heading is 'Community' with the Macmillan Education logo. Below this are tabs for 'Explore', 'By Program', and 'My Connections'. A large blue arrow points to the 'By Program' tab. Below the tabs is a text prompt: 'If you are associated with a program, please enter the supplied promocode here:' followed by an input field labeled 'Enter a program code'. Underneath is a section titled 'Recommended for you' with the subtitle 'Top suggestions based on preferences and availability'. Three class cards are visible: 'Olga's Class' (Russia), 'Ted's Class' (Turkey), and 'Federico Macm's Class' (United States).

Click on the By Program tab to access the exclusive Virtual Classroom Exchange community.



The screenshot shows the 'Community' page on the Gateway to the World website. At the top left, there is a navigation bar with 'Community' and the Macmillan Education logo. Below this are tabs for 'Explore', 'By Program', and 'My Connections'. A text prompt asks users to enter a program code. The main section is titled 'Recommended for you' and displays a grid of class cards. Each card includes a country flag, the class name, location, and age range, along with 'View details' and 'Connect' buttons. A blue arrow points from the 'Refresh results' button to the class cards, indicating that refreshing the page updates the list of available classes.

**Community** macmillan education

Explore **By Program** My Connections

If you are associated with a program, please enter the supplied promocode here:

Enter a program code

**Recommended for you**  
Top suggestions based on preferences and availability

- Magdalena Matus's Class**  
London, England, United Kingdom  
11-12, 13-14
- Bahar's 9ths's Class**  
İstanbul, İstanbul, Turkey  
14+
- Ayşe Bozdağ's Class**  
İzmir, İzmir, Turkey  
13-14
- Olga's Class**  
Yoshkar-Ola, Mari El Republic, Russia  
11-12, 13-14
- Ted's Class**  
çorum, çorum, Turkey  
14+
- Federico Macm's Class**  
Bronx, New York, United States  
5-6, 7-8, 8-9 +


Refresh results

You can see classes from all around the world. You can request to match with as many as you wish. Simply click connect to send your request.

By clicking refresh results you will see more classes from more parts of the world!

The screenshot displays the 'Request to connect' form on the left and the 'Community' sidebar on the right. The form includes a title 'Request to connect', a profile card for 'Magdalena Matus's Class' with a globe icon, an 'Introduction' section with a text input field containing the placeholder 'Add a short personal message...', and two buttons at the bottom: 'Close' and 'Send Request'. The 'Community' sidebar features the title 'Community', navigation tabs for 'Explore', 'By Program', and 'My Connections' (which is highlighted), and filter buttons for 'Connected', 'Pending', and 'Invitations'. A card for 'Magdalena Matus's Class' is shown in the 'Pending' state, with a UK flag icon, the text 'London, England, United Kingdom', and buttons for 'Class details' and 'Cancel request'. An illustration of a globe with people icons is in the top right of the sidebar.

Once you've sent a request it will appear in the "My Connections" tab as pending until your partner has responded.



## Magdalena Matus'


	S	M	T
2pm - 5pm	<input type="radio"/>	<input checked="" type="radio"/>	<input checked="" type="radio"/>
5pm - 7pm	<input type="radio"/>	<input checked="" type="radio"/>	<input checked="" type="radio"/>
7pm - 10pm	<input type="radio"/>	<input checked="" type="radio"/>	<input checked="" type="radio"/>
10pm - 2am	<input type="radio"/>	<input type="radio"/>	<input type="radio"/>
2am - 5am	<input type="radio"/>	<input type="radio"/>	<input type="radio"/>

Close   Pending...   Cancel Request

## Community


Explore   By Program   **My Connections**

Connected   Pending   Invitations



**Magdalena Matus's Class**  
London, England, United Kingdom

More...   Message



You can see your partner classes availability. Once they accept it will appear in the **"Connected"** tab in the **"My Connections"** space.

You are then ready to message your partner class!



Empatico.

Community Library Inbox



Inbox

My schedule

 **Magdalena Matus** ●  
Magdalena Matus' Class

Chat Scheduler More

Today At 3:12 PM  
**Magdalena Matus**  
Magdalena Matus' Class

Hi Magda! Nice to meet you!

Today at 3:12 PM

Hi Magda! Nice to meet you!

Today at 3:12 PM

You can see all messages between you and your partner class in your "Inbox"



Send a message



Empatico.

Empatico.

Community Library Inbox



Inbox

My schedule



Today At 3:12 PM

**Magdalena Matus**

Magdalena Matus' Class

Hi Magda! Nice to meet you!



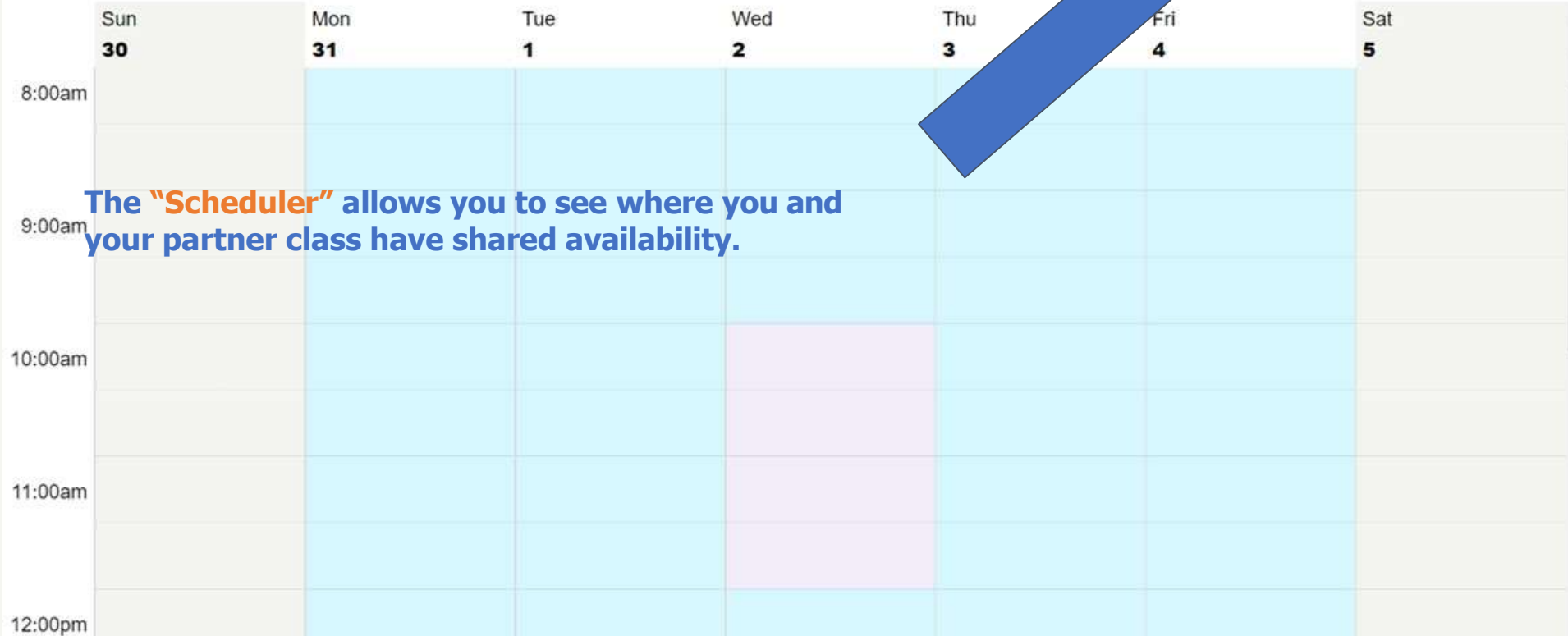
**Magdalena Matus**

Magdalena Matus' Class

Chat Scheduler More

October 30 - November 5

Partner Availability  
Shared Availability



The "Scheduler" allows you to see where you and your partner class have shared availability.

Empatico.

## Schedule a meeting

November 2, 2022

Start time

10:00am

End time

10:30am

Meeting tool

Empatico Zoom

Add additional info (optional)

Cancel

Send meeting request

## Meeting tool

Empatico Zoom

**Empatico Zoom**

Google Meet

Zoom

Microsoft Teams

You can send a meeting request for any of the times you and your partner class have shared availability.

This may be to prepare for your exchange or for the real thing!

You can send an invite to meet over **“Empatico Zoom”** or if your class already use a video conferencing tool you can generate a link using that tool.





Availability Edit

	S	M	T	W
7am - 10am	<input type="radio"/>	<input type="radio"/>	<input type="radio"/>	<input type="radio"/>
10am - 12pm	<input type="radio"/>	<input type="radio"/>	<input type="radio"/>	<input checked="" type="radio"/>
12pm - 3pm	<input type="radio"/>	<input type="radio"/>	<input type="radio"/>	<input type="radio"/>
3pm - 7pm	<input type="radio"/>	<input type="radio"/>	<input type="radio"/>	<input type="radio"/>
7pm - 10pm	<input type="radio"/>	<input type="radio"/>	<input type="radio"/>	<input type="radio"/>

School/Organization

Ese Hospital Homebound Instructi...

Cancel Save Changes

Empatico. Community Library Inbox

View class profile  
Edit settings  
Logout

## Settings

Class Profile  
Personal Info

Class name

Joel Wotton

## Community

Explore By Program My Connections

Connected Pending Invitations

**Magdalena Matus's Class**  
London, England, United Kingdom

More... Message

View class details  
Remove connection

Update your availability and cancel connections in the settings at anytime.

# Empatico.



**Your meeting is today!**

Nov 2 10:00 AM - 10:30 AM BST

Details for the meeting can always be found pinned to the top of the Inbox conversation with your partner.

[View details](#)

Need to postpone? Log in and let your partner teacher know.

**You'll receive updates about your upcoming Virtual Exchanges and messages from partner classes every step of the way, including reminders on the day of your meeting!**





## Your quick guide to Virtual Classroom Exchanges

Bringing learners from different cultures and backgrounds together using digital communication tools leads to many positive outcomes in the language learning classroom. **The virtual classroom exchange can help promote teamwork, collaboration and digital literacy as well as fostering intercultural awareness**, all in the target language.

### 1 Why exchange?

Interacting with learners worldwide will help students develop cross-cultural awareness and understanding. Building meaningful relationships and developing a positive, open-minded attitude are key to success as a **global citizen** in this modern interdependent world.



Interacting online with others outside their immediate community will strengthen learners' **life skills**. Such essential skills as critical and creative thinking, intercultural communication, and collaboration will enable students to identify and appreciate cultural differences.



Creating meaningful content together through the virtual classroom exchange will help students to take control of their learning. And exchanging student-generated content such as projects with young people of their own age from different backgrounds will **enhance learner engagement**.

### 2 What to do

Learners from each class can **interview** one another, as groups or peer-to-peer. Statements on the board can prompt **discussions** to compare or contrast meaningful topics from each class's perspective. **Polls and questionnaires** can help establish similarities and common ground between the two groups.



Students can share **projects or stories** with the each other. Or small groups can create content and then give **online presentations** in real-time, as a group or individually. Young learners can sing a traditional song and older students could role-play an aspect of their culture.



In addition to 'live' videoconferences, you could do **asynchronous activities** where learners respond in their own time to short texts, stories, photo messages, videos or even challenges on a shared digital document or app. This is good for developing **learner autonomy** and caters to students who can **work independently**.

### 3 How to start

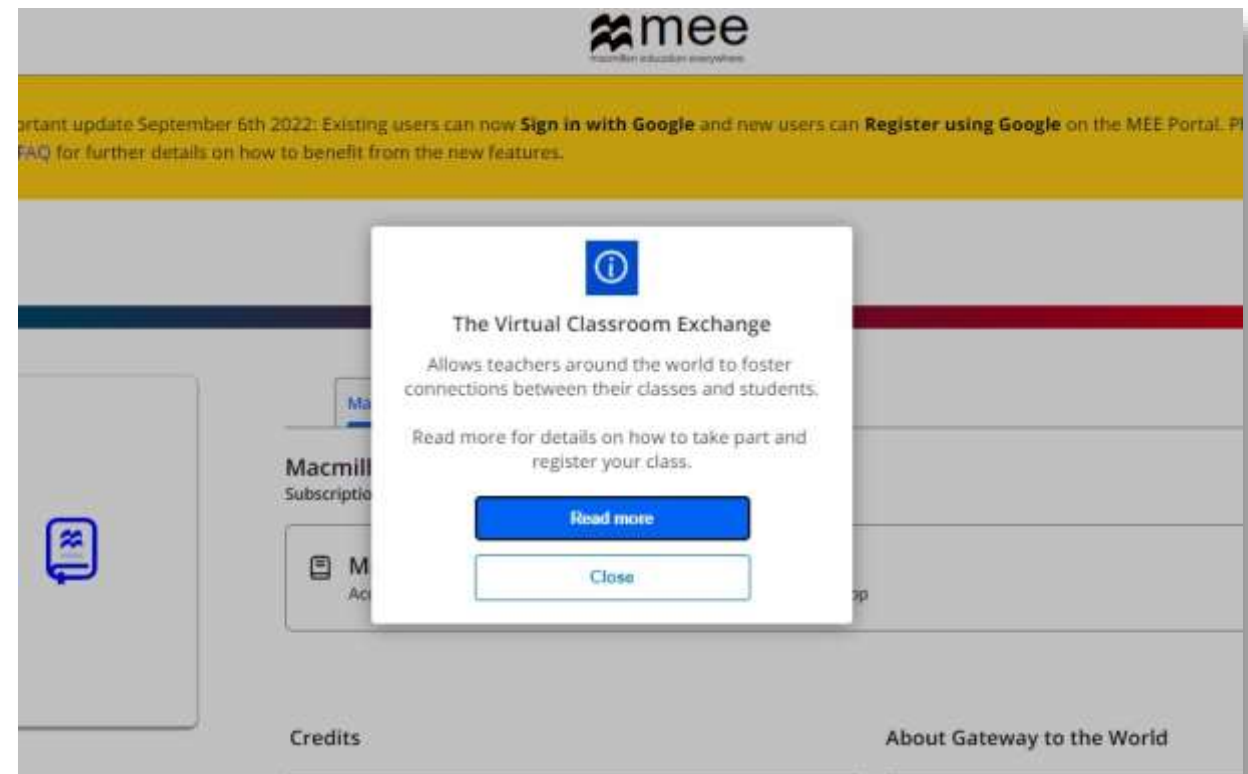
Both teachers should meet beforehand to discuss the **technical and logistical practicalities** to make sure their classes get the most out of the exchange. Ask yourselves: What do we want to achieve? What are our learners' needs? What technology is available?



The next step is to address **educational considerations**: How do we inform and/or involve parents? How do we ensure a safe digital learning environment? What learning outcomes will we prioritise? What kind of topics are meaningful for our learners? What kind of tasks enhance the learning process? What kind of materials are required? How do we assess the activity?



Finally, **conduct a practise session** with the other teacher to check the digital settings and classroom set-up. Decide on an alternative way to communicate using email or a messaging tool in case things do not work on the day. With all this in place, you have the ingredients for a **respectful, authentic, meaningful, mutually beneficial and, above all, enjoyable learning experience**.



Support is available at any time at: [support@empatico.org](mailto:support@empatico.org). There is also a comprehensive guide in the Teacher's Resource Centre, you can also access find the link the Virtual Classroom Exchange in your Teacher's App



# gateway to the world

Your trusted guide to success

**THANK YOU!**

