

**Give Me
Five!** ENGLISH

**COLLABORATE
COMMUNICATE
CELEBRATE SUCCESS**



macmillan
education


Work together

Respect each other

Learn together

Help each other

Celebrate success together



Steps to successful collaboration

Work together: Collaborative classroom projects and wall displays show the results of the collective efforts of the students.



Respect each other: Show and Tell encourages students to listen to and observe their peers' presentations.

Learn together: Cooperative learning activities and songs ensure whole-class participation in a positive environment.

Help each other: Talk Partners gives students the opportunity to discuss and express their opinions with their classmates

Celebrate success together: The “Well Done, Give Me Five” song has the whole class celebrating their achievement as a team.



Cooperative learning

motivates children to use creative and logical thinking, increasing their use of English.

Talk Partners

develops cooperative skills, helping students take initiative and gain confidence.



provides positive reinforcement and an encouraging learning environment.



My project

personalises language practice, increasing communicative competence.

Show and tell

allows students to take pride in their achievements and develop valuable presentation skills.

Stories

engage students with lively adventures and animated videos.



Projects

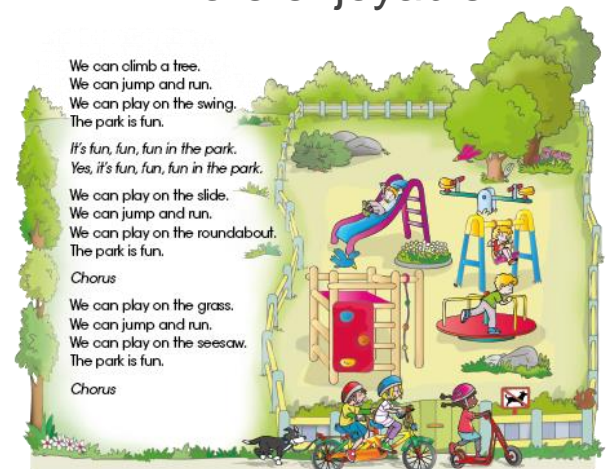
promote creativity and working collaboratively.

Cooperative learning Sing *What do I need to do?*



Songs

make language memorable and learning more enjoyable.



Story lessons

reflect the interests of the students in authentic and engaging ways.



Accompanying animated videos

help learners visualise the language in context and create a personalised response.



A bank of **cooperative learning songs** ensure participation, builds fluency and produces natural sounding rhythm, stress and intonation.

Listen and point. Sing *On the farm.*




Animals, animals.
We love animals.
Animals, animals,
On the farm.

Can you see a duck?
Can you see a cat?
Yes, I can! Yes, I can!
The duck is yellow
And the cat is black.

Can you see a horse?
Can you see a cow?
Yes, I can! Yes, I can!
The horse is grey
And the cow is brown.

Can you see a sheep?
Can you see a mouse?
Yes, I can! Yes, I can!
The sheep is white
And the mouse is brown.



Listen, look and sing *The TV song.*



I like watching game shows.
I love watching cartoons.
I don't like watching talk shows.
What about you?
What do you like watching
In the afternoon?
What about you?



I like watching the news.
I love watching cartoons.
I don't like watching quiz shows.
What about you?
What do you like watching
In the afternoon?
What about you?

Speak and spell

'y' or 'ey'?



A very noisy monkey and a very lazy donkey drop the key for the lorry down the chimney.

Remember!

meat tree



Now practise spelling on page 20 in your Activity Book.

Toby's tongue twister



v - v - v. Vicky the vet loves volleyball.

Projects help students work collaboratively and develop their speaking skills in a structured way, building autonomy and promoting creativity.

My project 2 Lesson 1

SPRING

Make a spring wall display

Learn

Listen and say. Read, count and write.

3 lambs 1 flowers 2 birds
 2 rabbits 1 chicks 1 butterflies

Talk Partners Listen, Ask and answer.

How many lambs can you see?
 I can see three lambs.

Project

Prepare to make a spring wall display. Go to page 68 in your Activity Book.

Digital tip! Look for pictures of spring on the Internet. What can you see?

Key learning outcomes: Identify and talk about spring animals and plants. Language: How many? How many? How many? How many? How many?

My project 3 Lesson 2

Plan and create your project

1 Discuss the questions. Write the information on page 101 in your Activity Book.

1. What two attractions are you going to visit on Saturday?
 Why don't we go on the London Eye on Saturday?
 Let's visit the tower of London.

2. What famous building are you going to visit on Saturday?
 Why don't we go to London Zoo?
 Let's visit Regent's Park.

3. What two attractions are you going to visit on Sunday?
 Why don't we go to London Zoo?
 Let's visit Regent's Park.

4. What park are you going to visit on Sunday?
 Why don't we go to London Zoo?
 Let's visit Regent's Park.

Cooperative learning Try to stay calm when you don't agree with your group.

2 Create a digital presentation of your trip.

Digital tip! Photos are very important in a digital presentation. They catch people's attention.

Present your project

3 Present your school trip to your classmates.

We're going to visit the tower of London on Sunday morning.
 We're going to go there by boat.

Well Done!

Think about your project Go to page 101 in your Activity Book.

Key learning outcomes: work in a group to design a digital presentation of your trip; present your trip to the class. Language: Why don't we go to London Zoo? Let's visit Regent's Park. one hundred and three

World Book Day

1 Read and answer.

Do you know that 23rd April is World Book Day? On this day, many children around the world read stories and poems in school. They write their own stories and poems, too. What about you? Do you like reading books? Do you like writing stories and poems?

2 Listen, read and match. Read the poem aloud.

I sail the seas with pirates

I sail the seas with pirates
 To find a chest of gold.
 I follow a white rabbit
 Down a long, dark hole.
 I buy some magic beans
 And watch a tree grow
 From a bean which
 Is a kind of ice and snow.

I fly a magic carpet

Across the desert sand
 And then I fly a dragon
 In a faraway land.
 I have a new adventure
 Each time I read a book,
 So if you like adventures
 Come and have a look!

3 **Talk Partners** Ask and answer.

How often do you read a book?
 I read a book three times a week.

What's your favourite book?
 My favourite book is Giovanni Ziboni.

What's it about?
 It's about a mouse who's a detective.

ICT Find out when children in the UK celebrate World Book Day.

one hundred and five

Interconnect with festivals from around the globe.

Plan your project, Talk Partners, and Show and Tell features create a positive, collaborative environment in the classroom.

Cooperative learning Sing *It's fun to work together*.

3 **Make a family tree with the class. Listen. Tell the class about your family.**

How old is Ben?
 He's four.

This is my happy family. This is my mother. Her name is Marta. This is my brother. His name is Ben.

OUR FAMILY TREE

Find out when children in the UK celebrate World Book Day.

There is a comprehensive **21st century skills** development programme.

Each unit features a Channel 21 page that introduces one of four different themes:

<p>Grouping</p> <p>1 They cat They co They co</p> <p>2 They ha They ha They ha</p> <p>Pulling things into groups helps you to think.</p>	<p>Working together</p> <p> It's fun to work and play together with your friends.</p> <p>1 We play video games / football together.</p> <p>3 We play music / sing songs together.</p>	<p>Reading digital maps</p> <p> You can look for places in the town with a digital map.</p> <p>1 The supermarket is next to / behind the café.</p> <p>3 The cinema is on Green Street / Blue Street.</p>	<p>Looking after your teeth</p> <p> It's important to look after your teeth.</p> <p>1 It's important to eat healthy food.</p> <p>2 It's important to drink juice.</p> <p>3 It's important to brush your teeth.</p> <p>4 It's important to go to the dentist.</p>
---	--	---	---

Lesson 6 British culture

1 Listen and read. Answer.

Lots of people travel by bike in our town. Cycling is fun and it's good exercise, too. We love our bikes!

On Monday, there's a cycling class in the school playground.

On Saturday, we go shopping. We go to the town centre by bike with Mum.

This is a rickshaw. It's got three wheels. You can see our town in a rickshaw. There are lots of things to see!

There are lots of bikes in our town. Oh no! Where's my bike?

Think about your culture
How do you travel in your town?

78 seventy-eight

Key learning outcomes: read about cycling in Britain; think about how you travel where you live.



Channel 21 videos

are presented by children,

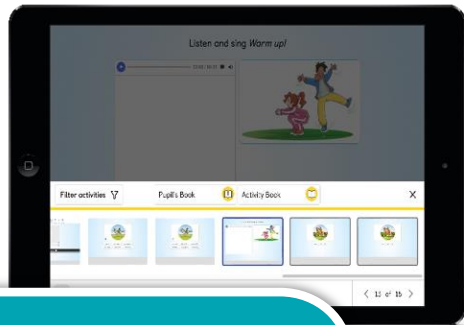
build visual literacy,

provide authentic communication,

contextualise the 21st Century skills with topics and themes.

British culture lessons encourage students to think about their own culture.

Transition seamlessly between the print materials and the digital teaching and learning platform, **Navio**.



For teachers:


- It is simple, easy-to-use and works offline
- *Tap & Teach* lesson plans for each unit save time.
- Seamless transition between print and digital.
- Activities can be filtered with materials from all resources.
- Built-in rewards system and assessment tools, including a progress tracker and test generator.







For students:

- Extra course-based practice in the game-based 3D worlds.
- Rewards system allows students to track their progress and advance to higher levels.
- Better language acquisition is achieved through repeated practice
- Student's always experience the right level of challenge

Powered by
NAVIO





PRE A1

A1

A2

B1




Teacher's Book

with access to Navio App including

- *Tap & Teach* lessons
- Integrated audio and video
- Integrated classroom management tool
- Pupil progress tracker
- Test Generator
- Resource Bank

Audio CDs

Flashcards



Pupil's Book

with access to Navio App including

- Game-based language and literacy practice activities
- Immersive 3D worlds
- Build-in rewards system

Activity Book

**Give Me
Five!** ENGLISH

Thank you!