



WORLD SPACE WEEK

By Julietta Schoenmann

World Space Week this year is giving students an opportunity to talk about new space missions (Space X's plans to live on Mars), new space technology (spacecraft for deep-space exploration) and new resources (solar energy and water from the moon). This lesson provides students with the chance to develop their reading skills through finding out information on a website, extend their vocabulary knowledge about the topic and design a space event for their school that helps them to practise the functional language of suggestions and also develops their oral fluency.

Segment: secondary

Level: intermediate

Materials: handout, Pictures of astronaut (for projection or printing) found here: <https://pixabay.com/en/astronaut-spacewalk-iss-tools-suit-877306/>
Website link: <http://www.worldspaceweek.org/events/event-ideas/event-ideas-2016/>





Warm-up activity

1. As an introduction to the topic, project or show a concealed picture of the astronaut to the class (either using the spotlight tool on your EWB or an A3 sheet of paper with a small hole cut in the middle of it).
2. Move the spotlight/hole slowly over the picture. Elicit ideas from the class about what they can see. Encourage them to describe any colours, shapes or images which might help them guess what the whole picture shows. Encourage students to speculate using expressions like *It could be a/the.... It might be some....*
3. Finally ask them to say what they think the picture is and then reveal it to them to see if they are right (*Suggested answer: astronaut on the International Space Station*)

Reading activity

4. Put students into groups of 4. Ask them to make a list of anything they know about space and space travel. Tell them their list should include at least :
 - 1 technical fact
 - 1 surprising piece of information
 - 1 scary piece of information



- 
- 
5. Invite a few group leaders to share their facts with the rest of the class in plenary .

(Suggested answers if students can't think of anything: astronauts on space stations have to tie themselves to their beds to stop floating away/they can't have a shower but wash with a sponge/they see the sun rise and set 16 times a day/they don't get dirty in space or sweat very much so change their clothes every 3 days/astronauts work out every day in a gym for 2.5 hours/they grow up to 5cms in height as the spine straightens out due to the lack of gravity)

6. Ask students if they have heard about World Space Week. Ask if they can guess what sort of activities go on around the world to mark this event.
7. Write the following on the board:

Films Quizzes Books Plays Music Trips TV shows Parties Sports

8. Tell students that they are going to explore a website that gives suggestions for what they can do for World Space Week.
9. Ask them to quickly read the suggestions and find which one of the topics on the board is **not** mentioned
10. Distribute the handout. Ask students to read the statements on the left of the handout and write the WSW (World Space Week) suggestion for an event on the right. Give them the website link and tell them they have 10 minutes to complete their table.
11. Ask students to check their answers in pairs. Then check the answers with the whole class. *(Suggested answers: 1) Space Scavenger Hunt 2) Instagram Photo Contest 3) Space or Science Fiction-themed Movie Marathon 4) Astronomy 5) Train like an Astronaut 6) Read the Classic Works of the Space Age 7) Science – or is it fiction? 8) Conferences, Summits and Seminars 9) Visit Your local Science Centre and Space Exhibits 10) Cooking or Baking*




Follow-up vocabulary activity

12. Ask students to match the words from the webpage on the left with their meanings on the right. Ask them to check their answers in pairs then check the answers with the whole class *(Suggested answers: 1) i 2) f 3) h 4) a 5) g 6) j 7) e 8) b 9) c 10) d)*

Discussion activity

13. Tell students that they are going to discuss plans for a space event in their school. They can either choose one of the suggestions on the website or create one of their own.



14. Write the following questions on the board:

- (a) What event will you organise?
- (b) What will each group member do to help?
- (c) What resources will you need?
- (d) How much will it cost?
- (e) How will you promote your event?

15. Tell students they should discuss each of these questions and make short notes on their decisions.

16. Elicit from students some key phrases for making suggestions and write them on the board. (*Suggested answers: Why don't we.../We could.../Let's.../How about +ing....*). Remind students to use these phrases in their discussion.

17. Put students into groups of 4 to 6. Tell them they have 10 minutes to make their plans.

18. Invite group leaders to briefly outline the details of their event for the rest of the class.



WORLD SPACE WEEK

Handout

Part A

Read the descriptions on the left. Write the WSW (World Space Week) suggestion for the event in the gap on the right.

	Description	WSW suggestion
1.	Visit places in your town that are connected to space	<i>E.g. Space Scavenger Hunt</i>
2.	Upload space pictures on social media	
3.	Watch a space film with friends	
4.	Organise a party and look at the stars	
5.	Do some sports with friends to get fit like an astronaut	
6.	Read a book or story about space	
7.	Have a discussion about sci-fi and the future	
8.	Invite special guests to speak at your school on a space subject	
9.	Visit a museum to find out more about space	
10.	Make 'space' cakes or food	

Part B

Check the meaning of the words on the left in your dictionary <http://www.oxfordlearnersdictionaries.com>. Then match them to the meanings on the right.

Word or phrase	Meaning
1. Space mission	a) To display (sth) to the public
2. Spacecraft	b) Very interesting
3. Watch a space film with friends	c) Practical
4. To show off (sth)	d) Many stars in the sky
5. To scavenge	e) To have strong feelings about sth
6. Read a book or story about space	f) Spaceship
7. To be passionate (about sth)	g) To collect rubbish and use it
8. Intriguing	h) Original/the only one of its kind
9. Hands-on	i) Space journey
10. Make 'space' cakes or food	j) according to what each person likes