

**Teaching Notes**


- Students take out their pencils, erasers and colored pencils or markers (if available).
- Hand out the worksheet (page 2).
- Read each word using the pattern *Look at the (bird, spider, sun, etc.)*
- Students repeat after you.
- Next, have students trace the words on the worksheet with their pencils. (Note: If students are new to writing in English, show them how to write the letters properly on the board).
- After a student has finished tracing, allow him/her to color the picture next to each word (if time permits).
- If there isn't enough class time to color, ask the students to color the pictures at home. After they color the pictures at home, ask them to show the picture to their parent(s) and to say *Look at the (bird, spider, sun, etc.)* with each vocabulary word.

Say. Trace. Color.

Look at the bird.




sun



spider




deer




tiger



elephant




sky



snake




monkey



garbage



tree



flower

