
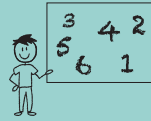


Number Race

1. Write numbers on the board.

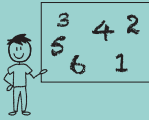


2. Line students up into two teams.




3. Say a number.

6



4. A student from each team races to hit the number.



Teacher Tips

- Ask students to count, replacing the number with a clap 1, 2, 3, 4, 5, clap, 7, 8...
- Replace numbers with letters, pictures or words
- Allocate points to teams




I can count.
Can you?



Culture Grid


1. Make a grid on the board.




2. Write countries along the top and categories down the side.

	Iceland	Argentina	South Korea
Food			
Clothes			
Celebrations			
Sport			

3. Put students into groups to complete.



4. Collate results as a class, discuss differences.



Teacher Tip

- Encourage students to use the internet or English library books.
- Ask students to provide country names and categories.



I can
understand
different
cultures.
Can you?



Sentence Clues

1. Write 'It has got...' on the board.



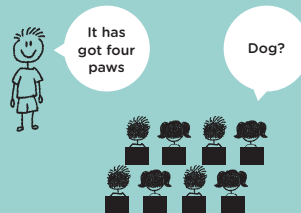
2. Elicit animal features and numbers.



3. Students think of an animal and write three sentences.



4. Students read their sentences and the class guesses the animal.



Teacher Tip

- Complete as a mingling activity – students walk around the classroom talking
- For lower levels provide sentences with key words missing
- Higher levels to order their sentences from the most difficult to the easiest




I can
describe
animals.
Can you?




Market Day

1. Drill language for an exchange in a shop:
'How much...' 'Can I have...'




2. Divide students into customers and sellers.



3. Set up the classroom like a market.



4. Customers buy items from sellers.



Teacher Tip

- Students can make their own money
- Students can draw pictures of items to sell or bring in realia



I can buy items from a shop in English.
Can you?



Word Puzzles

1. Put word cards with small numbers around the classroom.



2. Put students into pairs.



3. Distribute worksheets.

1.	_____	_____	_____	_____
	4	1	7	10
2.				
3.				
4.				

4. Students complete the sheet by walking around the classroom.



Teacher Tip

- Students answer the questions as a speaking or writing activity
- Can also be used for sentence formation and grammar structures



I can solve
puzzles.
Can you?



Verb Play

1. Divide the board into sections. Write a verb in each section.

buy	swim	wear	make
read	watch	play	build
do	visit	eat	look

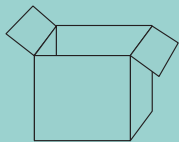


2. Students throw a ball into one of the sections.


buy	swim	wear	make
read	watch	play	build
do	visit	eat	look



3. Another student picks +, - or ? from a box or bag.



4. In groups they form a statement or a question.



Teacher Tip

- Add another stage for tense (past, present, past perfect, etc.)
- Award points for correct grammar
- Make a note of all combinations and 'reassign' for homework



I can use the
past tense.
Can you?




The Direction Game

1. Line students up.




2. Drill left, right and straight on with arm actions (TPR).



3. Say the words to the students.



4. Students step to the left, to the right or forward.



Teacher Tips

- Walk students around the school prompting them to say 'left', 'right' and 'straight on'.
- Draw a map on the board. Elicit names of places from students, label the map and ask students to give simple directions from one place to another.



I can give
directions.
Can you?



Story Creation


1. Write a ten sentence story with nouns missing, and give to each student.

Fred had a small _____
Everyday he walked to the _____

2. Each student completes a line and then folds the paper.



3. Each student passes their sheet to the next student who completes the next line and folds again.



4. After 10 turns, each student can unfold their story and read it to the class.

Fred had a small potato
Everyday he walked to the forest

Teacher Tips

- Students can illustrate the story to show comprehension
- Students can make the stories into fun comic strips




I can
write a story.
Can you?

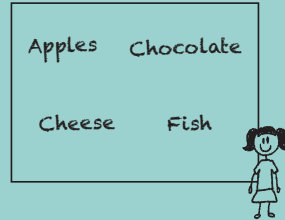


Food Fun

1. In pairs, students list food they like.




2. Students take turns to write them on the board.



3. In pairs, students divide the words into healthy and unhealthy categories.



4. Students create a poster and present it to the class.



Teacher Tips

- Students can research food and ingredients and create a quiz
- Students can keep a food diary and present it to their class
- Students can research the benefits of some healthy foods




I can eat
healthily.
Can you?

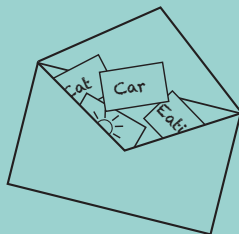


Team Matching


1. Put students into teams.



2. Give each team a different envelope of picture and word cards.



3. Students match the words and pictures.



4. Students then pass their envelope to another team.



Teacher Tips

- Give students a time limit and award points
- Try using cut up sentences



I can
work in a
team.
Can you?



Culture Comparison

1. Elicit countries from students, write on board.




2. Ask students what they know about the countries.

What do you know about Iceland?



It's cold


3. In groups students choose a country and compare with their own.



4. Students create a poster and present to the class.

Our favourite food is sushi

Morocco's favourite food is tagine



Teacher Tip

- Encourage students to use the internet or English library books ask students to provide country names and categories



I can understand different cultures. Can you?

